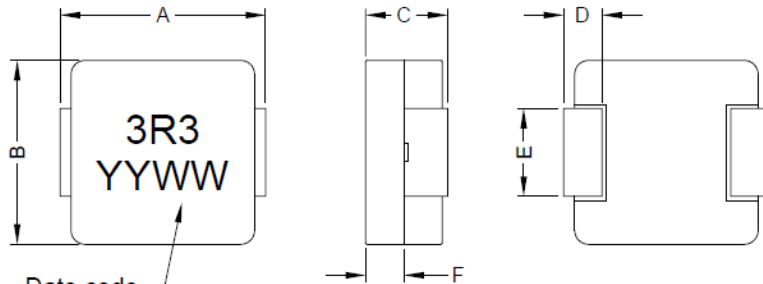


SMD POWER INDUCTORS

SERIE: HPC0612 7,0 x 6,6 x 1,0 mm

DIMENSIONS:

VPE: 3000 pcs.



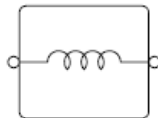
RoHS Compliant



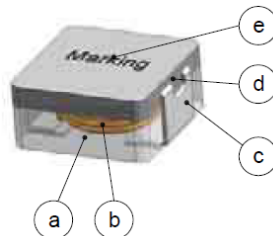
Unit:m/m

A	B	C	D	E	F
7.0±0.3	6.6±0.3	1.0±0.2	1.8±0.3	2.5±0.3	0~0.7

SCHEMATIC:



MATERIALS :



- (a) Core : Magnetic metal powder or equivalent
- (b) Wire : Polyester wire or equivalent
- (c) Solder Plating : 100% Pb free solder
- (d) Paint : Epoxy resin
- (e) Ink : Halogen-free ketone

GENERAL SPECIFICATION:

1. Test Freq. : L : 100KHz./1V
2. Ambient Temp.: 25°C
3. Operating Temp. : - 40°C to + 125°C
4. Storage Temp. : -40°C to + 125°C
5. Humidity Range: 50~60% RH (Product without taping)
6. Heat Rated Current (I_{rms}) : Will cause the coil temp. rise approximately Δt to 40°C (keep 1min)
7. Saturation Current (I_{sat}) : Will cause L0 to drop ≤ 20% (keep quickly)
8. Part Temperature (Ambient + Temp. Rise) : Should not exceed 125°C under worst case operating conditions

NOTE : Specifications subject to change without notice. Please check our website for latest information

SMD POWER INDUCTORS

SERIE: HPC0612 7,0 x 6,6 x 1,0 mm



COILS ■ ELEKTRONIK ■ TRANSFORMERS

ELECTRICAL CHARACTERISTICS

Part No.	Inductance L0 (μH) $\pm 20\%$ @ 0A	DCR ($\text{m}\Omega$) Max. @ 25°C	DCR ($\text{m}\Omega$) Typ. @ 25°C	I _{rms} (A) Typ.	I _{sat} (A) Typ.
HPC0612 - R33SWE	0,33	10	9,0	9,5	16
HPC0612 - R47SWE	0,47	17	13	8,5	12
HPC0612 - R68SWE	0,68	19	17	7	9
HPC0612 - 1R0SWE	1,00	30	27	6	7
HPC0612 - 1R5SWE	1,50	40	35	4,5	6,5
HPC0612 - 2R2SWE	2,20	61	53	4,0	5,0
HPC0612 - 3R3SWE	3,30	103	90	3,2	4,5
HPC0612 - 4R7SWE	4,70	150	130	2,5	3,8
HPC0612 - 6R8SWE	6,80	198	172	2,1	3,0
HPC0612 - 100SWE	10,0	290	280	1,8	2,5

NOTE : Specifications subject to change without notice. Please check our website for latest information