

LOW cost power inductor

SERIE: NLC1005 10,0 x 9,0 x 5,4 mm

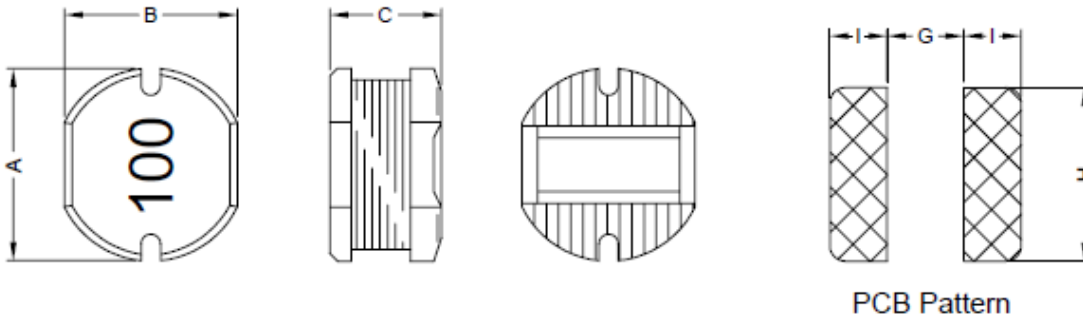
DIMENSIONS:

VPE: 800pcs.

VPE: 500pcs.



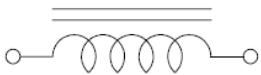
RoHS Compliant



Unit: mm

A	B	C	G	H	I
10.0±0.4	9.0±0.4	5.4±0.4	2.50 Ref.	9.50 Ref.	3.75 Ref.

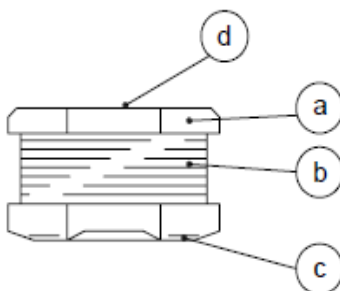
SCHEMATIC:



GENERAL SPECIFICATION :

- 1- Temp. Rise : 40°C Max
- 2- Rated current: Base on temp. rise & $\Delta L/\Delta I_{OA} = 10\%$ Max
- 3- Storage temp.: -40 to + 125°C
- 4- Operating temp.: -40° to + 85°C
- 5- Resistance to solder heat: 260°C 10sec.

Materials :



- (a) Core : DRT Ferrite Core
- (b) Wire : Enamelled Copper Wire
- (c) Terminal : Ag+Cu+Ni+Sn
- (d) Ink : Bon Margue

NOTE : Specifications subject to change without notice. Please check our website for latest information.

LOW cost power inductor

SERIE: NLC1005 10,0 x 9,0 x 5,4 mm



ELECTRICAL CHARACTERISTICS:

Part No.	Inductance (μ H)	Test Frequency (Hz.)	Rdc (Ω) Max.	IDC (A) Max.
NLC1005 – 100SWE	10 \pm 20%	2,52M	0,06	2,60
NLC1005 - 120SWE	12 \pm 20%	2,52M	0,07	2,45
NLC1005 - 150SWE	15 \pm 20%	2,52M	0,08	2,27
NLC1005 - 180SWE	18 \pm 20%	2,52M	0,09	2,15
NLC1005 - 220SWE	22 \pm 20%	2,52M	0,10	1,95
NLC1005 - 270SWE	27 \pm 20%	2,52M	0,11	1,76
NLC1005 - 330SWE	33 \pm 20%	2,52M	0,12	1,50
NLC1005 - 390SWE	39 \pm 20%	2,52M	0,14	1,37
NLC1005 - 470SWE	47 \pm 10%	2,52M	0,17	1,28
NLC1005 - 560SWE	56 \pm 10%	2,52M	0,19	1,17
NLC1005 - 680SWE	68 \pm 10%	2,52M	0,22	1,11
NLC1005 - 820SWE	82 \pm 10%	2,52M	0,25	1,00
NLC1005 - 101SWE	100 \pm 10%	1V /1K	0,35	0,97
NLC1005 - 121SWE	120 \pm 10%	1V /1K	0,40	0,89
NLC1005 - 151SWE	150 \pm 10%	1V /1K	0,47	0,78
NLC1005 - 181SWE	180 \pm 10%	1V /1K	0,63	0,72
NLC1005 - 221SWE	220 \pm 10%	1V /1K	0,73	0,66
NLC1005 - 271SWE	270 \pm 10%	1V /1K	0,97	0,57
NLC1005 - 331SWE	330 \pm 10%	1V /1K	1,15	0,52
NLC1005 - 391SWE	390 \pm 10%	1V /1K	1,30	0,48
NLC1005 - 471SWE	470 \pm 10%	1V /1K	1,48	0,42
NLC1005 - 561SWE	560 \pm 10%	1V /1K	1,90	0,33
NLC1005 - 681SWE	680 \pm 10%	1V /1K	2,25	0,28
NLC1005 - 821SWE	820 \pm 10%	1V /1K	2,55	0,24

NOTE : Specifications subject to change without notice. Please check our website for latest information.