

WIREWOUND CHIP INDUCTOR

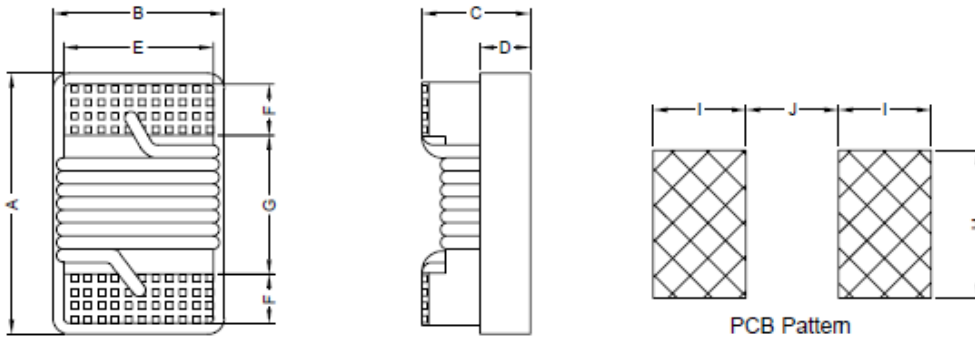

SERIE: IJS0805 2,29 x 1,73 x 1,52mm

DIMENSIONS:

VPE: 4000pcs.



RoHS Compliant



Unit:m/m

A	B	C	D	E	F	G	H	I	J
2.29 Max.	1.73 Max.	1.52 Max.	0.51 Ref.	1.27 Ref.	0.51 Ref.	1.02 Ref.	1.78 Ref.	1.02 Ref.	0.76 Ref.

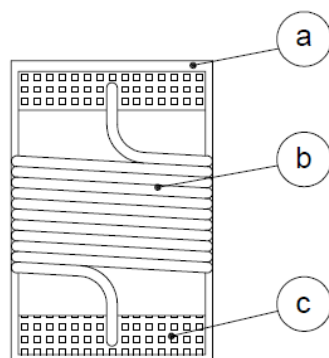
SCHEMATIC:



GENERAL SPECIFICATION :

- 1- Temp. rise: 40°C Max.
- 2- Operating temp. : -40°C to +125°C
- 3- Storage temp. : -25°C to +80°C
- 4- Rated current: Base on temp. rise & $\Delta L/L0A=10\%$ Max.
- 5- Resistance to solder heat: 260°C. 10sec.

MATERIALS:



- (a) Core : Ceramic U core
- (b) Wire : Enamelled Copper Wire
- (c) Terminal Metallization : Ag + Ni + Au

NOTE : Specifications subject to change without notice. Please check our website for latest information.

WIREWOUND CHIP INDUCTOR

SERIE: IJS0805 2,29 x 1,73 x 1,52mm



ELECTRICAL CHARACTERISTICS:

Part No.	L (nH)	Tolerance	Test Frequency (MHz)	Q Min.	SRF (MHz) Min.	DCR (Ω) Max	IDC (mA) Max.
IJS0805 - 2N8-x	2,8	K, J	250	80	7900	0,060	800
IJS0805 - 3N0-x	3,0	K, J	250	65	7900	0,060	800
IJS0805 - 3N3-x	3,3	K, J	250	50	6000	0,080	600
IJS0805 - 5N6-x	5,6	K, J	250	65	5500	0,080	600
IJS0805 - 6N8-x	6,8	K, J	250	50	5500	0,110	600
IJS0805 - 7N5-x	7,5	K, J	250	50	4500	0,140	600
IJS0805 - 8N2-x	8,2	K, J	250	50	4700	0,120	600
IJS0805 - 8N7-x	8,7	K, J	250	50	3900	0,210	400
IJS0805 - 10N-x	10	K, J, G	250	60	4200	0,100	600
IJS0805 - 12N-x	12	K, J, G	250	50	4000	0,150	600
IJS0805 - 15N-x	15	K, J, G	250	50	3400	0,170	600
IJS0805 - 18N-x	18	K, J, G	250	50	3300	0,200	600
IJS0805 - 22N-x	22	K, J, G	250	55	2600	0,220	500
IJS0805 - 24N-x	24	K, J	250	50	2000	0,220	500
IJS0805 - 27N-x	27	K, J, G	250	55	2500	0,250	500
IJS0805 - 33N-x	33	K, J, G	250	60	2050	0,270	500
IJS0805 - 36N-x	36	K, J, G	250	55	1700	0,270	500
IJS0805 - 39N-x	39	K, J, G	250	60	2000	0,290	500
IJS0805 - 43N-x	43	K, J, G	200	60	1650	0,340	500
IJS0805 - 47N-x	47	K, J, G	200	60	1650	0,310	500
IJS0805 - 56N-x	56	K, J, G	200	60	1550	0,340	500
IJS0805 - 68N-x	68	K, J, G	200	60	1450	0,380	500
IJS0805 - 72N-x	72	K, J, G	150	65	1400	0,400	500
IJS0805 - 82N-x	82	K, J, G	150	65	1300	0,420	400
IJS0805 - 91N-x	91	K, J	150	65	1200	0,480	400
IJS0805 - R10-x	100	K, J, G	150	65	1200	0,460	400

NOTE : Specifications subject to change without notice. Please check our website for latest information.

WIREWOUND CHIP INDUCTOR

SERIE: IJS0805 2,29 x 1,73 x 1,52mm



ELECTRICAL CHARACTERISTICS:

Part No.	Inductance (nH)	Tolerance	Test Frequency (MHz)	Q Min.	SRF (MHz) Min.	DCR (Ω) Max	IDC (mA) Max.
IJS0805 - R11-x	110	K, J, G	150	50	1000	0,480	400
IJS0805 - R12-x	120	K, J, G	150	50	1100	0,510	400
IJS0805 - R15-x	150	K, J, G	100	50	920	0,560	400
IJS0805 - R18-x	180	K, J, G	100	50	870	0,640	400
IJS0805 - R20-x	200	K, J, G	100	50	860	0,660	400
IJS0805 - R22-x	220	K, J, G	100	50	850	0,700	400
IJS0805 - R24-x	240	K, J, G	100	44	690	1,00	350
IJS0805 - R25-x	250	K, J, G	100	45	680	1,00	350
IJS0805 - R27-x	270	K, J, G	100	48	650	1,00	350
IJS0805 - R30-x	300	K, J, G	100	48	620	1,20	330
IJS0805 - R33-x	330	K, J, G	100	48	600	1,40	310
IJS0805 - R36-x	360	K, J, G	100	48	580	1,45	300
IJS0805 - R39-x	390	K, J, G	100	48	560	1,50	290
IJS0805 - R43-x	430	K, J, G	50	33	430	1,70	230
IJS0805 - R47-x	470	K, J, G	50	33	375	1,70	220
IJS0805 - R56-x	560	K, J, G	25	23	340	1,90	210
IJS0805 - R62-x	620	K, J, G	25	23	220	2,20	210
IJS0805 - R68-x	680	K, J, G	25	23	200	2,20	190
IJS0805 - R75-x	750	K, J, G	25	23	200	2,30	180
IJS0805 - R82-x	820	K, J, G	25	23	200	2,35	180
IJS0805 - 1R0-x	1000	K, J, G	25	20	100	2,50	170
IJS0805 - 1R2-x	1200	K, J, G	18	18	100	2,50	170
IJS0805 - 1R5-x	1500	K, J, G	16	16	100	2,50	170
IJS0805 - 1R8-x	1800	K, J, G	16	16	80	2,50	170
IJS0805 - 2R2-x	2200	K, J, G	16	16	60	2,70	160
IJS0805 - 2R7-x	2700	K, J, G	16	16	50	2,95	150

NOTE : Specifications subject to change without notice. Please check our website for latest information.

WIREWOUND CHIP INDUCTOR

SERIE: IJS0805 2,29 x 1,73 x 1,52mm



Tolerance code: G= $\pm 2\%$
 x= J = $\pm 5\%$
 K = $\pm 10\%$

NOTE : Specifications subject to change without notice. Please check our website for latest information.